



Descriptions

These Mixing Amplifiers are designed as convenient solution which accommodates different kinds of audio sources including USB/MP3-player, Bluetooth-receiver and a tuner receiver supporting FM(RDS)/DAB+(DAB).

This series of pa amplifiers also possess one Aux input for adding additional audio source device, and one Line output for adding additional amplifier, and two microphone inputs, the MIC1 input overrides the other audio sources. A digital screen displays the working status of playing program, which can be controlled by the front panel buttons or the remote control.

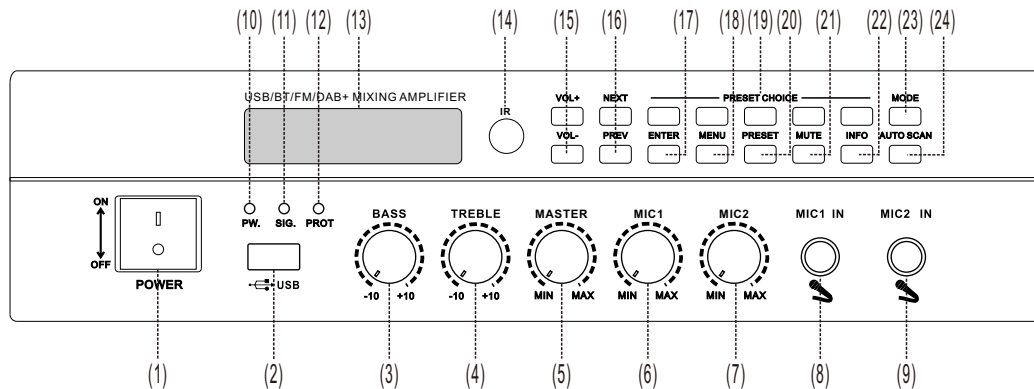
These digital Class-D amplifiers enjoy outstanding feature of high efficiency with 60W and 120W available, with either 70/100-volt or 4 to 16 ohms(Ω) output loads. Complete protections provided for output short circuit, overload, high temperature, peak output level.

Widely used in the small to medium distributed speaker systems for PA, paging, or background music.

Features

- ※ Compatible media: USB, Bluetooth, FM(RDS), DAB+(DAB), Aux In.
- ※ 1 Aux input, 1 Line output.
- ※ Digital Class-D amplifier type with 60W and 120W available.
- ※ 70/100-volt and 4 to 16 ohms(Ω) output loads.
- ※ High-definition display for the working status of playing program.
- ※ Controls: MIC1, MIC2, master volume, remote control.
- ※ BASS and TREBLE tone controllers.
- ※ Individual LED indicator for POWER/SIGNAL/PROTECTION.
- ※ Protections provided for output short circuit, overload, high temperature, peak output level.

□ Front Panel



1. POWER switch:

This turns the unit on and off.

2. USB port:

Allows to play USB disk.

3. BASS control knob:

Allows to adjust the bass tonal quality.

4. TREBLE control knob:

Allows to adjust the treble tonal quality.

5. MASTER volume control:

Allows to control the audio level of all the media.

6. MIC1 volume control:

Allows to adjust the level of MIC1 input.

7. MIC2 volume control:

Allows to adjust the level of MIC2 input.

8. MIC1 IN:

Collect microphone with this 6.35mm jack.

This MIC1 input overrides the other audio sources.

9. MIC2 IN:

Collect microphone with this 6.35mm jack.

10. Power indicator :

The indicator illuminates when the amplifier is powered on.

11. Signal indicator :

This indicator illuminates when a signal is present at any input.

12. Protection indicator :

This indicator illuminates when the amplifier goes into protection mode in the any case of output short circuit, overload, high temperature or peak output level.

13. Media player display:

This shows various types of information of the media.

14. IR sensor:

This sensor receives the signal of remote control.

15. VOL+ / VOL-:

To turn up or down the volume of the media.

□ Names & Functions of Front Panel

16. NEXT / PREV:

These buttons shall skip to the next or previous track.

17. ENTER:

Press this button to confirm a selection.

18. MENU (works with buttons of 'PREV', 'NEXT' and 'ENTER'):

When in the FM mode(including RDS):

〈**Scan setting**〉 : To select scan way of **All stations** or **Strong stations**.

〈**System setting**〉 :

Language selection: English,Portugués,Español, Française, Italiano, Deutsch.

SW version: Shows the software version.

Factory reset: Clears the memory completely and scans again for the available stations.

〈**Audio setting**〉 : Allows to select **Stereo** or **Mono** mode.

When in the DAB+ mode:

〈**Full scan**〉 : Allows to scan through all stations.

〈**System setting**〉 :

Language selection: English,Portugués, Español, Française, Italiano, Deutsch.

SW version: Shows the software version.

Factory reset: Clears the memory completely and scans again for the available stations.

〈**Prune**〉 : Deletes (or not) stations that are either no longer transmitting or have moved frequency.

〈**DRC**〉 : Dynamic Range Compression provides a feature that reduces the volume of louder sounds and boosts the volume of quieter sounds. It can be a handy feature when listening to audio at lower volumes.

〈**Manual tune**〉 : Allows to scan through the frequencies manually.

19. PRESET CHOICE (1,2,3,4,5):

Keep pressing for several minutes to store the favorite stations. And press them to choose to play the stored stations (1 to 5). Through Remote Control that total 9 favorite stations can be stored.

20. PRESET:

Press this button to review the 60 stored stations,press 'NEXT' or 'PREV' to choose a desired station then press 'ENTER' to play this station.

21. MUTE:

Press this button to shut off the audio of the media,press it again to activate the audio.

22. INFO:

Allows to show the related information for the FM(RDS) and DAB+ mode.

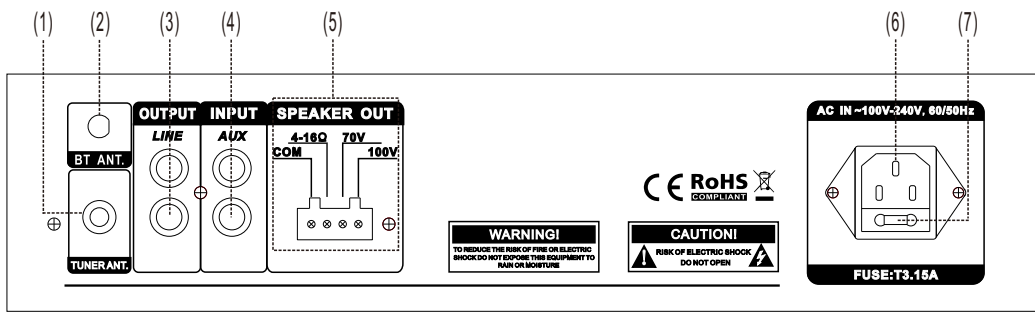
23. MODE:

Press this button to choose media among USB,DAB+,FM,Bluetooth and Aux in.

24. AUTO SCAN:

Press this to scan through and store the stations automatically. The stored stations can be review in the PRESET list. Press it again to stop scanning.

□ Rear Panel



1. TUNER ANT. connector:

Connect the included DAB+/FM antenna here.

2. BT ANT. connector:

Connect the included bluetooth antenna here.

3. RCA output jacks:

These RCA pin output jacks are available for adding additional amplifier.

4. RCA input jacks:

These RCA pin output jacks are available for connecting other external audio device here.

5. Speaker output terminals:

Including 70/100-volt or 4 to 16 ohms(Ω) output loads.

6. AC IN connector:

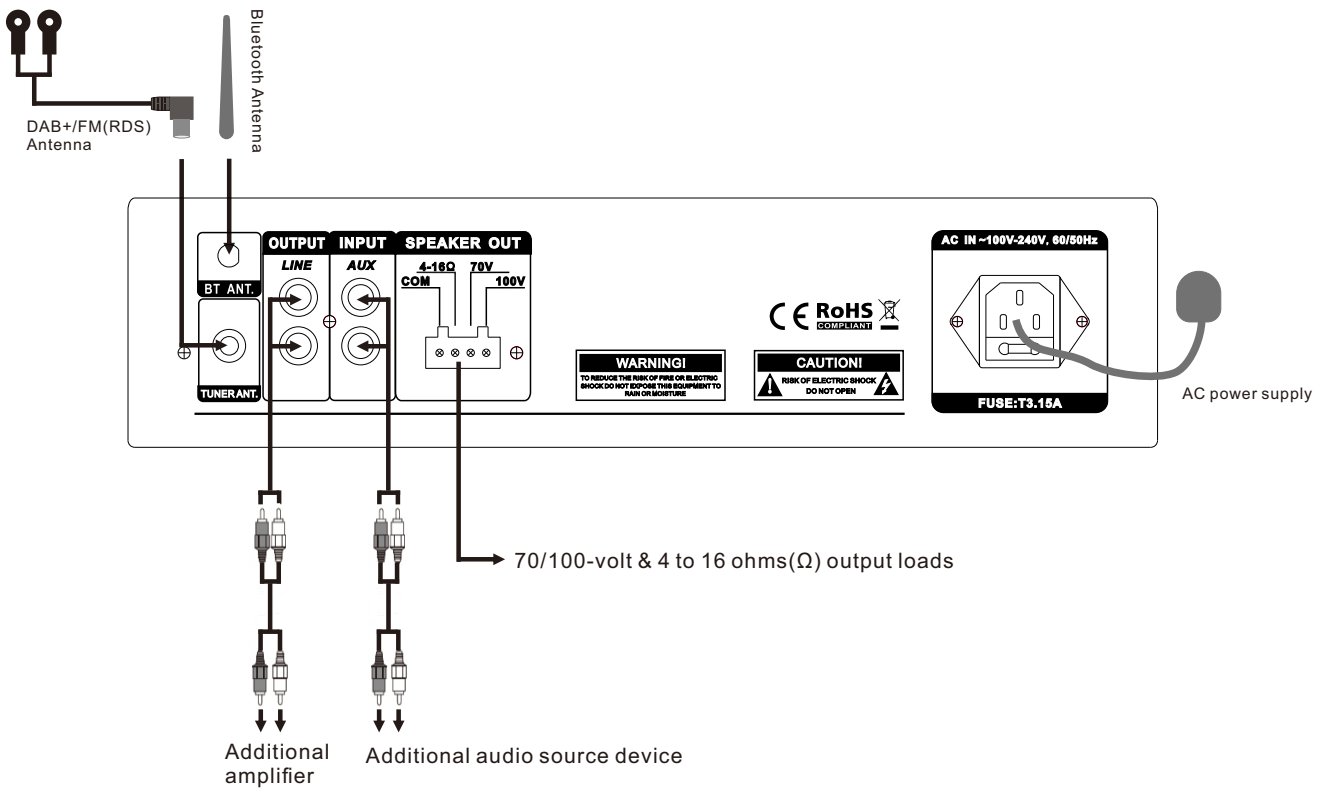
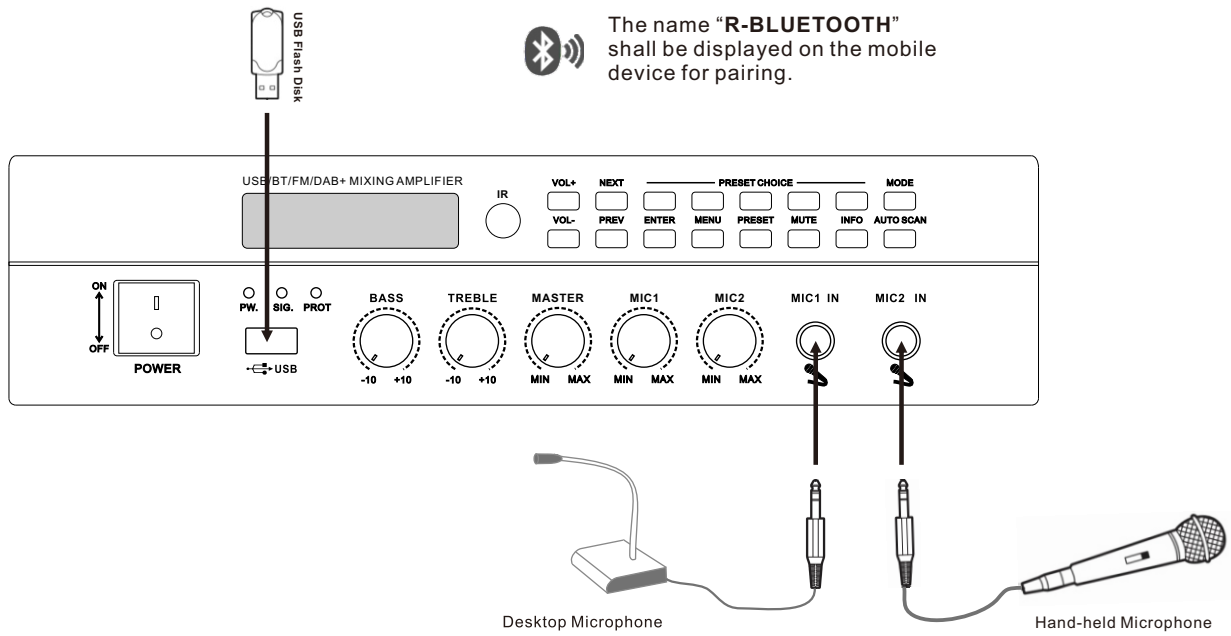
Connect the included power cord here.

7. Fuse:

Fuse for protection against surges and short circuit. If the amplifier suddenly turns off and will not turn on, check the fuse and replace it if necessary.

□ Connection Illustration

Carefully read the operation manuals of the devices to be connected and then connect them correctly. Before making connections, turn this unit and all equipment to be connected off power.



□ Specifications

Mode		
Rated Power	60W	120W
Output Terminal	Low impedance:4-16 ohms (Ω)	
	60W	Voltage line:70V(51 ohms), 100V(167 ohms)
	120W	Voltage line:70V(41 ohms), 100V(83 ohms)
Compatible media	USB,Bluetooth,FM(RDS),DAB+(DAB),Aux in	
Playable format	MP3,WAV	
Bluetooth version	5.0 version	
Tuner frequency range	FM(RDS): 87.50 - 108.00 MHz	
	DAB+(DAB): 87.50 - 108.00 MHz	
MIC input	MIC1/MIC2: 600 ohms(Ω) 5-10 mv ,unbalanced	
AUX input	10k ohms(Ω) 150-470 mv ,unbalanced	
LINE output	0.775V (0 dB)	
Frequency response	60 Hz ~ 15k Hz (\pm 3 dB)	
THD	<0.5% at 1kHz,1/3 rated power	
S/N	AUX:85 dB , MIC:>72 dB	
Tone	BASS:100 Hz (\pm 10 dB) , TREBLE:12k Hz (\pm 10 dB)	
Protection	AC FUSE : T3.15A	
	Short circuit,overload,high temperature	
Power cord	(3 \times 0.5 mm ²) \times 1.5M (standard)	
Power supply	AC 100-240V 50/60 Hz	
Power consumption	84W	168W
Net weight	2.90kg	3.60kg
Gross weight	3.90kg	4.60kg
Dimension (HxWxD)	72x305x275mm	
Carton size (HxWxD)	140x350x350mm	